



Social Media and Citation Metrics

SLA Contributed Paper, 2013

Linda M. Galloway, MLIS

Librarian for Biology, Chemistry and Forensic Science
Syracuse University Library, Syracuse, NY

Anne E. Rauh, MA

Engineering and Computer Science Librarian
Syracuse University Library, Syracuse, NY

About Me...

- Librarian/subject specialist for Biology, Chemistry & Forensic Science
- Help people access the content they need, teach, purchase items, create web content, various librarian duties
- B.S. Chemistry, MSLIS from Syracuse University
- Bibliographer for Sciences & Technology
*Interim, beginning 7/1/2013
- Email: galloway@syr.edu



Quantifying Scholarly Output

via Citation Metrics

Number of Publications

Citations to Publications

Relative influence of Publications



Traditional Tools

Evaluating Journals

- Impact Factor – Journal Citation Reports
 - Avg. time articles from a journal (past 2 yrs.) are cited in past year.
 - Web of Science indexed journals & data
- SCImago Journal & Country Rank
 - Based on Scopus Data, 1996-
 - Uses GooglePage Rank algorithm
 - Citable increments include past 3 years
 - Open Access

Note: there are other indices and measures available within these resources.

Home

Journal Rankings

Journal Search

Country Rankings

Country Search

Compare

Map Generator

Help

About Us

Journal Rankings

Ranking Parameters

Subject Area:

Subject Category:

Country: Year:

Order By:

Display journals with at least:

Subject Area: **Chemistry.**
Subject Category: **Analytical Chemistry.**
Year: **2011.**

 [Download data in MS Excel format \(15 Kb\)](#)





















1 - 50 of 71 << First | < Previous | Next > | Last >>

 [How to cite this website?](#)

SJR is developed by:

SCIMAGO
L A B

Powered by
Scopus

	Title	SJR	H index	Total Docs. (2011)	Total Docs. (3years)	Total Refs.	Total Cites (3years)	Citable Docs. (3years)	Cites / Doc. (2years)	Ref. / Doc.	Country
1	Annual Review of Analytical Chemistry	 3,625	25	20	73	2.403	838	72	8,83	120,15	
2	TrAC - Trends in Analytical Chemistry	 2,315	89	155	331	10.071	2.148	320	5,85	64,97	
3	Analytical Chemistry	 2,183	210	1.353	4.036	52.086	23.541	3.926	5,84	38,50	
4	Journal of Chromatography A	 2,099	138	1.150	3.401	43.144	14.935	3.269	4,54	37,52	
5	Electrochemistry Communications	 1,787	93	409	1.520	6.889	7.726	1.512	4,97	16,84	
6	Biosensors and Bioelectronics	 1,777	100	707	1.529	25.048	8.872	1.517	5,65	35,43	
7	Analytica Chimica Acta	 1,525	105	662	2.033	28.326	9.332	1.988	4,59	42,79	
8	Electrochimica Acta	 1,362	122	1.521	3.325	55.019	13.684	3.285	3,95	36,17	
9	Analyst, The	 1,340	87	696	984	28.119	4.076	958	4,24	40,40	
10	Forensic Science International	 1,326	63	417	890	10.865	2.080	844	2,45	26,06	

Traditional Tools

Article Level Metrics

- Citations to an individual article
 - Web of Science
 - Scopus
 - Google Scholar
- ***h*-index**
 - measures both the productivity and impact of the published work
 - Number of an author's papers that have been cited at least ***h*** times by other publications

Limitations to Traditional Metrics

- Take a long time to accumulate
- Often behind pay walls
- Measure influence narrowly
- Don't capture a publication's impact or influence in emerging forms of scholarly communication

Social Media Interactions

Altmetrics measures diverse impacts from articles, datasets, blog posts, slide shows, etc.

CiteULike

What is tracked??

Delicious

F1000

Discussions

GitHub

Saves

Mendeley

Citations

SlideShare

Recommendations

Twitter

Downloads

Zotero

Copies

Scholars' Engagement with Social Media

- Important to maintain and manage an online presence
- Outreach to the public – broader impacts criteria – required by some funding agencies
- Mentions in social media seem to lead to enhanced use of publications
- Dizzying array of social media tools

Connecting Social Media with Scholarly Metrics

What are the best tools to help connect social media with scholarly metrics?

'Altmetric' Aggregator Tools

ImpactStory – harvests data from many diverse sources, free and open source

Altmetric.com – commercial, publisher based

Plum Analytics – commercial, marketed to libraries

ImpactStory

ImpactStory.

create embed follow about Log in

BET
Send us your
feedback

Tell the full story of your research impact.

ImpactStory aggregates [altmetrics](#): diverse impacts from your articles, datasets, blog posts, and more.

[Make my impact profile](#)

or, show me a [sample report](#)

214 items (expand all) update json csv Tweet 0

of a Host-Microbe Model	highly saved	highly discussed
	highly saved	
el: A Streamlined Genome	highly recommended	highly cited
	viewed	viewed
ntext of a Host-Microbe	highly saved	highly discussed
	viewed	viewed
x volcanii	highly saved	viewed viewed

We track impact across the Web:



Proper Attribution is Crucial!

Particularly with traditional tools where data is harvested without intermediaries.

Article-level identifiers include: DOIs, PubMed ID

Author-level identifiers include: Scopus Author Identifier, Web of Science Researcher ID, institutional ID's

Problem: author disambiguation



Joan V. Dannenhoffer
Syracuse University



John F. Dannenhoffer III
Syracuse University



Joanne M. Dannenhoffer
Central Michigan University



Joanne V. Dannenhoffer
M.D. May 2013



John F. Dannenhoffer
PhD Candidate, University of

(spouses)

(siblings)

(siblings)

Databases see all of these
people as:

J Dannenhoffer
JV Dannenhoffer
JF Dannenhoffer
JM Dannenhoffer

ORCID

Open Researcher Identifier

Free service that assigns a unique number to each author and links other identification schemes.

Encourage researchers to use consistent naming conventions and register for an ORCID ID!

ORCID

Connecting Research
and Researchers

Why care?

Metrics and their relationship to social media:

- Add value to traditionally published content
 - Crowdsourced peer review
 - Expose questions and comments
 - Enhance worth
- Increase readership
- Appear to follow the pattern of traditional metrics



Thank you!!

Linda Galloway

Anne Rauh

Syracuse University Library



References

- Adie, Euan, and William Roe. 2013. "Altmetric: Enriching Scholarly Content with Article-level Discussion and Metrics." *Learned Publishing* 26: 11–17. doi:10.1087/20130103.
- Bik, Holly M., and Miriam C. Goldstein. 2013. "An Introduction to Social Media for Scientists." *PLoS Biol* 11: e1001535. doi:10.1371/journal.pbio.1001535.
- Bushman, Mike, and Andrea Michalek. 2013. "Are Alternative Metrics Still Alternative?" *ASIS&T Bulletin* (May). http://www.asis.org/Bulletin/Apr-13/AprMay13_Buschman_Michalek.pdf.
- Cameron, Brian D. 2005. "Trends in the Usage of ISI Bibliometric Data: Uses, Abuses, and Implications." *Portal: Libraries and the Academy* 5 (1): 105–125. doi:10.1353/pla.2005.0003.
- CiteULike. 2013. "Frequently Asked Questions." Accessed April 29. <http://www.citeulike.org/faq/faq.adp>.
- Delicious. 2013. "About Us." Accessed April 29. <https://delicious.com/about>.
- Eysenbach, G. 2011. "Can Tweets Predict Citations? Metrics of Social Impact Based on Twitter and Correlation with Traditional Metrics of Scientific Impact." *Journal of Medical Internet Research* 13: e123.
- Faculty of 1000. 2013. "About." Accessed April 29. <http://f1000.com/>.
- GitHub. 2013. "About." Accessed April 29. <https://github.com/about>.
- Gonzalez-Pereira, Borja, Vicente Guerrero-Bote, and Felix Moya-Anegon. 2009. "The SJR Indicator: A New Indicator of Journals' Scientific Prestige." *arXiv:0912.4141*. <http://arxiv.org/abs/0912.4141>.
- Hirsch, J. E. 2005. "An Index to Quantify an Individual's Scientific Research Output." *Proceedings of the National Academy of Sciences of the United States of America* 102: 16569–16572. doi:10.1073/pnas.0507655102.
- Jacso, Peter. 2006. "Deflated, Inflated and Phantom Citation Counts." *Online Information Review* 30: 297–309. doi:<http://dx.doi.org.libezproxy2.syr.edu/10.1108/14684520610675816>.
- Mendeley Ltd. 2012. "Mendeley." <http://www.mendeley.com/>.
- ORCID Inc. 2012. "ORCID." <http://about.orcid.org/>.
- Piwovar, Heather. 2013. "Altmetrics: Value All Research Products." *Nature* 493: 159–159. doi:10.1038/493159a.

References

Priem, Jason. 2013. "Scholarship: Beyond the Paper." *Nature* 495: 437–440. doi:10.1038/495437a.

Priem, Jason, and Heather A. Piwowar. 2013. "ImpactStory: Tell the Full Story of Your Research Impact." Accessed April 9. <http://www.impactstory.org/>.

Priem, Jason, Dario Taraborelli, Paul Groth, and Neylon, Cameron. 2010. "Altmetrics: a Manifesto – Altmetrics.org." *Altmetrics: a Manifesto*. 26. <http://altmetrics.org/manifesto/>.

Roy Rosenzweig Center for History and New Media. 2012. "Zotero." <https://www.zotero.org/>.

SCImago. 2007. "SJR - Scimago Journal & Country Rank." <http://www.scimagojr.com/>.

Shuai, Xin, Alberto Pepe, and Johan Bollen. 2012. "How the Scientific Community Reacts to Newly Submitted Preprints: Article Downloads, Twitter Mentions, and Citations." *arXiv:1202.2461*. <http://arxiv.org/abs/1202.2461>.

SlideShare. 2013. "About Us." Accessed April 29. <http://www.slideshare.net/about>.

Thomson Reuters. 2012. "Journal Citation Reports Help." http://admin-apps.webofknowledge.com.libezproxy2.syr.edu/JCR/help/h_toc.htm.

———. 2013. "The Thomson Reuters Impact Factor." Accessed April 22. http://thomsonreuters.com/products_services/science/free/essays/impact_factor/.

Twitter. 2013. "Twitter." Accessed April 29. <https://twitter.com/about>.