

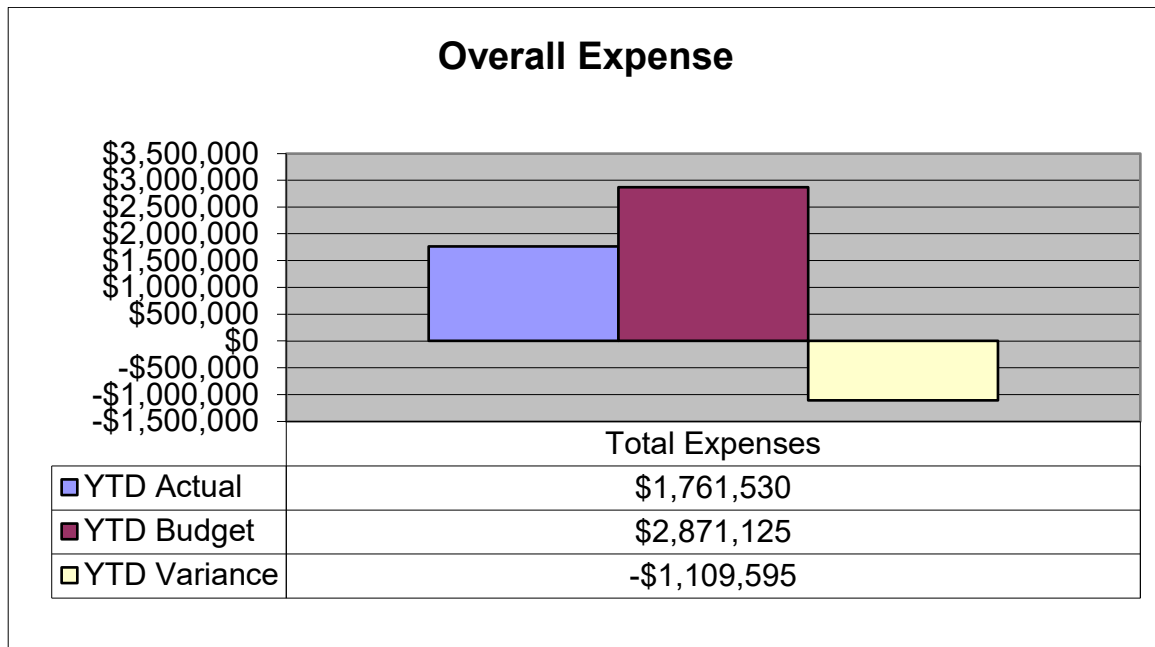


7918 Jones Branch Drive  
 Suite 300  
 McLean, VA 22102  
 1-703-647-4900  
 Fax: +1-703-506-3266  
 www.sla.org

## Memorandum

To: Special Libraries Association (SLA)  
 From: Alicia Biggers, Treasurer  
 C.c.: Amy E. Lestition Burke, Executive Director  
 Date: April 12, 2021  
 Re: 2020 Financial Summary – December 2020 Financial Statement

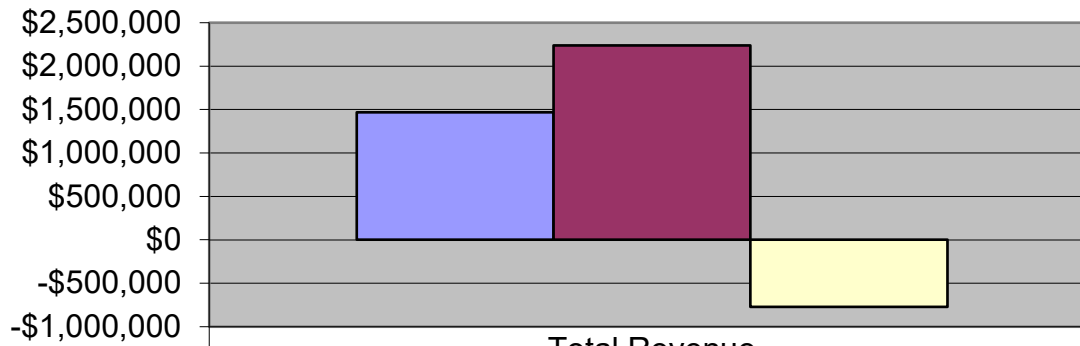
### Highlights as of December 2020 Financial Statement:



### Overall Expenses

As of December 31, 2020, SLA incurred expenses of \$1,761,530, which is less than YTD budget by \$1,109,595.

## Overall Revenue

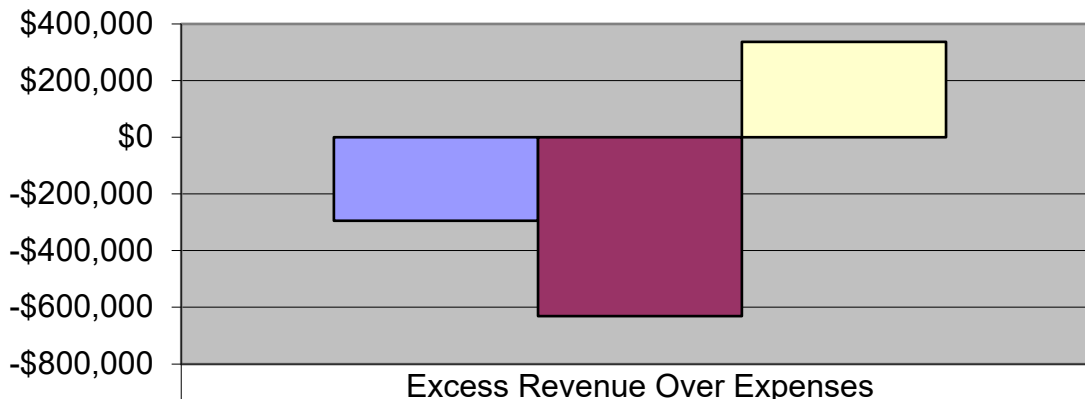


YTD Actual	\$1,466,178
YTD Budget	\$2,239,234
YTD Variance	-\$773,056

## Overall Revenue

As of December 31, 2020, SLA generated overall revenue in the amount of \$1,466,178, which is less than YTD budgeted by \$773,056.

## Overall Profitability



YTD Actual	-\$295,352
YTD Budget	-\$631,891
YTD Variance	\$336,539

## Overall Profitability

As of December 31, 2020, SLA incurred a loss of \$295,352, which is less than YTD budget by \$336,539.

**Footnote 1: December 31 revenue.** The overall revenue number reported above includes market gains/losses and interest and dividends gains for the SLA investment portfolios of \$150,234. These

balances are not included in the 2020 budget and will be impacted and revised based on future market events during the rest of 2020. These need to be removed to understand the operating revenue and profit/loss numbers – resulting in an actual revenue of \$1,315,943 and loss of \$445,586.

## Membership

SLA membership numbers are below:

<b>SLA Members</b>	<b>2020</b>	<b>2019</b>	<b>2018</b>	<b>2017</b>
As of January 31	3,600	3,930	4,213	5,275
As of February 28	3,580	3,827	4,161	5,345
As of March 31	3,750	3,891	4,183	5,481
As of April 30	3,780	3,870	4,282	5,345
As of May 31	3,860	3,809	4,250	5,294
As of June 30	3,739	3,750	4,187	5,342
As of July 31	3,620	3,740	4,151	4,468
As of August 31	3,498	3,700	4,100	4,527
As of September 30	3,420	3,792	4,112	4,591
As of October 31	3,370	3,694	4,020	4,676
As of November 30	3,350	3,640	4,003	4,465
As of December 31	3,335	3,655	4,031	4,228

**Prepared by:** Alicia Biggers, Amy Lestition Burke, and SLA Staff Team